

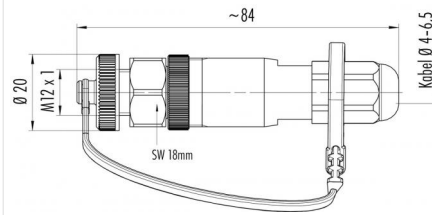
Product description **M12-A female cable connector, Contacts: 5, 4.0 - 6.5 mm, not shielded, screw clamp, IP69K**

Area **M12-A series 713**  
Order number **99 0436 684 05**

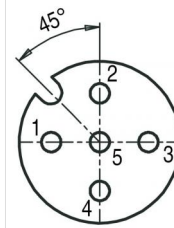
### Illustration



### Scale drawing



### Contact arrangement (Plug-in side)



	X	Y
1	-2,50	0,00
2	0,00	2,50
3	2,50	0,00
4	0,00	-2,50
5	0,00	0,00

You can find the assembly instructions on the next page.

## Technical data

### General values

Connector design	female cable connector
Connector locking system	screw
Termination	screw clamp
Wire gauge (mm)	max. 0.75 mm <sup>2</sup>
Wire gauge (AWG)	max. 18
Cable outlet	4.0 - 6.5 mm
Upper limit temperature	100 °C
Lower limit temperature	-40 °C
Customs tariff number	85369010
Packaging Unit	50

### Electrical values

Rated current (40 °C)	4 A
Rated voltage	60 V
Rated impulse voltage	1500 V
Pollution degree	3
Overvoltage category	II
Insulating material group	III
Insulation resistance	> 10 <sup>8</sup> Ω
EMC compliance	not shielded
Degree of protection	IP69K
	IP68
Mechanical operation	> 100 Mating cycles

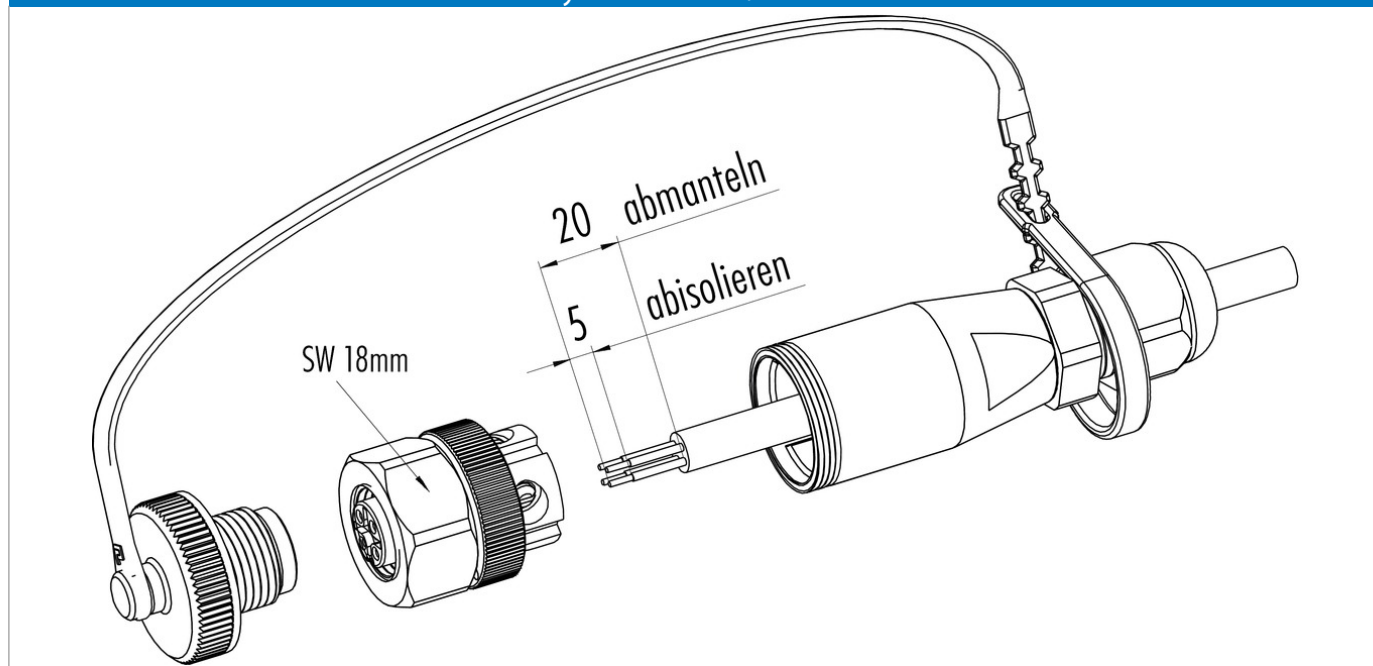
### Material

Contact material	CuZn (brass)
Contact plating	Au (gold)
Contact body material	PA
Housing material	PA
Locking material	stainless steel
REACH SVHC	CAS 7439-92-1 (Lead)

Product description **M12-A female cable connector, Contacts: 5, 4.0 - 6.5 mm, not shielded, screw clamp, IP69K**

Area **M12-A series 713**  
Order number **99 0436 684 05**

Assembly instructions / Panel cut-out



Product description	<b>M12-A female cable connector, Contacts: 5, 4.0 - 6.5 mm, not shielded, screw clamp, IP69K</b>
Area	<b>M12-A series 713</b>
Order number	<b>99 0436 684 05</b>

## Security notices

The connector must not be connected or separated under load. Non-observance and incorrect use can result in personal injury.

The connectors are designed for use in plant, control system and electrical equipment. The end user is responsible for checking whether the connectors are suitable for use in other applications.

To prevent the connector being opened unintentionally when used in electrical circuits containing hazardous life parts, the thread between the housing and the connector head must be secured using a suitable cyanoacrylate adhesive. This does not apply to connectors used in SELV and PELV circuits according to IEC 61140 (EN 61140, VDE 0140-1).

Connectors used in electrical circuits containing hazardous life parts must only be assembled and used by or under the supervision of persons with the requisite electrotechnical training, taking the applicable regulations and standards into account.

To lock the cable connector to the equipment connector, the threaded ring is tightened until it is 'finger-tight' (approx. 50 cNm).